

# Hands-on Church History

## A Time of Trial: Kirtland and Nauvoo


### Why study Church history?

“The story of the establishment of the Church is one of faith, consecration, and joy. It is the story of men and women from all walks of life who sought for the fullness of the gospel of Jesus Christ and, upon finding it, were willing to pay the price of becoming the Savior’s disciples...As we learn more about the faith of those who have gone before us...we can determine to live more righteously as faithful disciples of the Lord Jesus Christ” (from *Our Heritage*). *Hands-on Church History*, by Discover the Scriptures, will help you and your family discover and love the early saints. You will read their testimonies and be inspired by their courage.

### What is in each unit of Hands-on Church History?

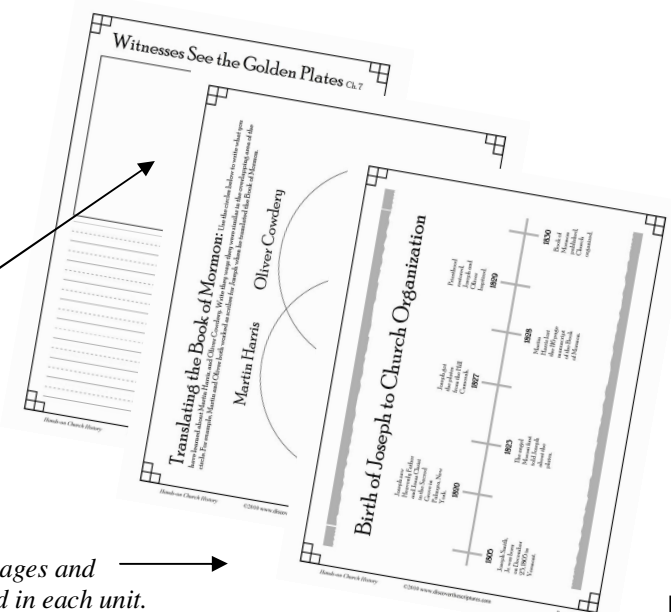
#### 1. Reading Assignments

In each unit of *Hands-on Church History*, there are reading assignments from *Doctrine and Covenants Stories*, produced by the Church. For older children, there are also optional reading assignments from *Our Heritage*, a small booklet outlining major events in Church history. If you do not have a copy of these books at home, you can borrow them from your Church library, access them online at [www.lds.org](http://www.lds.org), or order them at [store.lds.org](http://store.lds.org).



#### 2. Church History Notebook

After each reading assignment, children can use the coordinating *journal page* to illustrate and write about what they learn. These can be stored in a binder so you have a “**Church History Notebook**” at the end of the program.

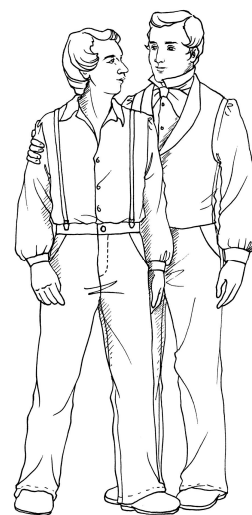


Church History Journal Pages and activity pages are included in each unit.

# Hands-on Church History

## 3. Hands-on Activity Pages

Each unit has several *hands-on activity pages* or *fact sheets*. Some of these projects can be added to the **Church History Notebook**. Hands-on activities include timelines, maps, paper craft projects, recipes, games to play with family members, and presentations for kids to give during family home evening. Each activity is designed to reinforce the important ideas in the reading. They will be most effective when parents talk about the reading with children and discuss their projects with them.



*Joseph and Hyrum were best of friends.*

## 4. Memorization

Each unit has a memorization passage (sometimes more)—from scriptures, Church leaders, or hymns of the Restoration. The bookmark at the beginning of each unit has the memorization passage printed on it. Children can color, cut out, and use the bookmark during their study of that unit to mark their place in their reading and practice their memory work.

We hope that your children will develop a love for the early Saints and their sacrifices as they study Church history. If you are interested in learning more about the lives of the Latter-day prophets, check out “Discover the Latter-day Prophets” at [www.discoverthescriptures.com](http://www.discoverthescriptures.com).

## What other products are available from Discover the Scriptures?

Discover the Scriptures has materials for Bible, Book of Mormon and Church History for beginning readers, middle grades, and families. In the *Hands-on Church History Series*, the following titles will be available:

- ✓ Hands-on Church History, Vol 1: Restoration and Growth: New York and Kirtland
- ✓ Hands-on Church History, Vol 2: A Time of Trial: Missouri and Nauvoo
- ✓ Hands-on Church History, Vol 3: A Home in the Rocky Mountains: Winter Quarters and Utah

For a complete list of our products, visit [www.discoverthescriptures.com](http://www.discoverthescriptures.com).

[www.discoverthescriptures.com](http://www.discoverthescriptures.com)

# Reviewing Early Church History Timeline

Joseph saw  
Heavenly Father  
and Jesus Christ  
in the Sacred  
Grove in  
Palmyra, \_\_\_\_\_.

Book of Mormon  
published, Church  
organized in New  
York.

Saints  
driven out  
of Jackson  
County.

1820

1830

1835

1805

Joseph Smith,  
Jr. was born  
on December  
23, 1805 in  
\_\_\_\_\_,  
Vermont.

1831

Joseph and the  
Saints move to  
Ohio; some of  
the Saints move  
to Jackson Co.,  
\_\_\_\_\_.

1834

Zion's \_\_\_\_\_  
organized to  
help the Saints  
in Missouri  
reclaim their  
\_\_\_\_\_.

1829

Priesthood  
restored,  
Joseph and  
Oliver  
baptized.

# Zion's Camp By the Number

- 1834** The year that Zion's Camp was organized in Ohio, on 6 May 1834.
- 1000** The trip from Ohio to Missouri was over 1,000 miles.
- 207** Men and 11 women marched with Zion's Camp.
- 79** Members of Zion's Camp were later called to be Apostles or Seventies.
- 50** The Prophet divided Zion's Camp into groups of 10's and 50's.
- 45** The men of Zion's camp marched for 45 days to reach Missouri.
- 14** People died from cholera during Zion's Camp.
- 11** Children also came along!

## Zion's Camp Story Strips

Cut out these story strips and put them in a paper bag. In Family Home Evening, pass out the strips to family members. Take turns reading your strips and try to put them in right order.

★ Joseph was in Kirtland when he heard that the Saints in Jackson County Missouri were having trouble. He prayed for the Saints in Missouri.

★ The Lord asked that 500 men volunteer to go to Missouri to help the Saints there, but only 100 came at first. Later, more men joined them.

★ The men (and women and children) of Zion's Camp walked more than 1,000 miles from Ohio to Missouri.

★ Some of the men of Zion's Camp complained about Joseph Smith. They did not support him.

★ The Lord protected the men of Zion's Camp from their enemies by sending a storm.

# The Pioneer Kitchen

During the long journey of **Zion's Camp**, it was often difficult for the men (and women) to get enough food. They had **bread**, rancid **butter**, and **cornmeal mush**. Sometimes they had **pork**, **ham** or **honey**. They complained to Joseph about having to eat maggot-infested bacon and cheese!



**George A. Smith**, who later became an apostle and the grandfather of Church President George Albert Smith, was only sixteen when he marched with Zion's Camp. In his journal, he wrote that he was frequently hungry during the march: *"I was so weary, hungry and sleepy that I dreamed while walking along the road of seeing a beautiful stream of water by a pleasant shade tree and a nice loaf of bread and a bottle of milk laid out on a cloth by the side of the spring!"*

## RUSTIC PIONEER BREAD

This recipe is easy to make and requires no kneading! While it isn't exactly like the bread the Saints of Zion's Camp would have eaten, it's easy for kids to make and tastes great (and comes without the maggots that the Saints had in their bread!). Eat it warm with butter and honey. (Credit: This recipe is adapted from a Sullivan Street Bakery recipe.)

You will need:

3 cups bread flour

1/4 teaspoon active dry yeast


1 teaspoon salt

1 1/2 cups warm water

Five quart oven safe covered pot (no plastic handles)

1. Combine the ingredients in a big bowl with a wooden spoon. It will be messy and sticky. Cover tightly with plastic wrap and let it sit on a warm countertop for at least 12 hours or overnight.
2. The dough will begin to be bubbly and wet. Turn it out on a floured surface and use wet hands to fold the ends of the dough over a few times and create a ball shape. Sprinkle flour on a clean cotton dish towel and wrap the dough in the towel for a two hour "rest."
3. Preheat your pot in the oven to 450°. Take the pot out of the oven and place the dough in it. Cover and bake at 450° for 30 minutes. Then uncover and bake 15 more minutes. The crust should be golden and crispy. Serve warm with butter and honey.


# The Saints Leave Missouri Ch. 47



Journaling lines consisting of a solid top line, a dashed middle line, and a solid bottom line, repeated ten times.

# Saintly Snowflakes

Use the pattern below or cut out your own snowflakes from white paper. Color and cut out the Memory Verse tags on the next page and paste one card on each snowflake. In Family Home Evening, show your snowflakes to your family. Read or tell them the story from Chapter 47 about the Saints being forced out of Missouri in the winter. Then practicing reciting your Memory Verses with your family.



# Saintly Snowflakes (Continued)

“Verily I say unto you my friends, fear not, let your hearts be comforted; yea, rejoice evermore, and in everything give thanks.”

—D&C 98:1



“For thus shall my church be called in the last days, even The Church of Jesus Christ of Latter-day Saints.”

—D&C 115:4



“And seek the face of the Lord always...and ye shall have eternal life.”

—D&C 101:38




“Peace be unto thy soul; thine adversity and thine afflictions shall be but a small moment; and then, if thou endure it well, God shall exalt thee on high”

—D&C 121:7-8




# Joseph Smith Asks for Help Ch. 48



Journaling lines consisting of a solid top line, a dashed middle line, and a solid bottom line, repeated ten times.

# Presidential Dialogue

Joseph Smith visited **Washington, D.C.**, with Sidney Rigdon, Elias Higbee, and Orrin Porter Rockwell to get help for the Saints after they were forced to leave Missouri.



Joseph Smith and other Church leaders went to Washington D.C. to visit the President and asked for help in getting their land back in Missouri.

**President Martin Van Buren** met with the Church leaders. Joseph showed the President letters written by the Saints describing how their property was stolen or destroyed in Missouri and how they were forced to leave. Joseph told the President that the political leaders in Missouri would not help the Church members. President Van Buren said that he felt sympathy for the problems of Saints, but he later told them, *“Gentlemen, your cause is just, but I can do nothing for you. ... If I take up for you I shall lose the vote of Missouri”* (History of the Church 4:80).

Joseph and his friends were very disappointed that they could not get the President’s support to get their land back. Think about what Joseph might have said during his interview with the President. Finish the dialogue between the President and Joseph.

**President Van Buren:** Hello, gentlemen. Come in. Please have a seat. What can I do for you.

**Joseph:** Hello, Mr. President. My name is Joseph Smith. This is Sidney Rigdon, Judge Elias Higbee, and Orrin Porter Rockwell. We have come from Nauvoo, Illinois to speak to you about the treatment of our people in Missouri by Governor Boggs and the local political leaders.



---

---

---

